


Shield for Septentrio Native Ethernet

Includes:

- 1x Shield for Septentrio Native Ethernet
- 1x Arduino Headers Kit



More info about the product!



Shield for Septentrio Native Ethernet SKU is: AS-ADP-ETHERNETNATIVE-00

Get a discounted bulk price on this product for orders of 50 units or more. Contact us at info@ardusimple.com to get a quote.

Description

With the ArduSimple Shield for Native Ethernet you can expand your simpleRTK3B Pro or Heading Board to use the integrated Ethernet functionality inside Septentrio Mosaic.

With this accessory you will be able to configure the Ethernet features directly from the Septentrio web interface.

Good to know:

- Note that this accessory only works with Septentrio boards shipped after January 2023. [Contact us](#) if you have any doubt.
- This accessory requires that your Septentrio module is updated with firmware v4.14.0 or newer.
- This product includes a set of headers in case your ArduSimple board is without headers soldered.

How to use it:



1. Stack it on top of your simpleRTK3B with headers soldered.
2. Move the switch on your simpleRTK3B towards 5V = OUT.
3. Connect via USB and go to the Septentrio Web Interface, section Ethernet and turn the feature ON.
4. Default configuration is expecting a DHCP server in your network, otherwise you can set manually your preferred IP settings.
5. Store these new settings in memory, so they remain after a power cycle.

Specifications

Hardware features:

- Voltage supply: 4.5V - 5.5V
- Connector: RJ45

Image Gallery



Documentation

Download CAD model https://www.ardusimple.com/wp-content/uploads/3D_CAD/AS-ADP-ETHERNETNATIVE-00-R00.STEP

Shield for Septentrio Native Ethernet includes free basic technical support. Contact info@ardusimple.com for more information.

Data and descriptions in this document are subject to change without notice. Product photos and pictures are for illustration purposes only and may differ from the real product appearance.